

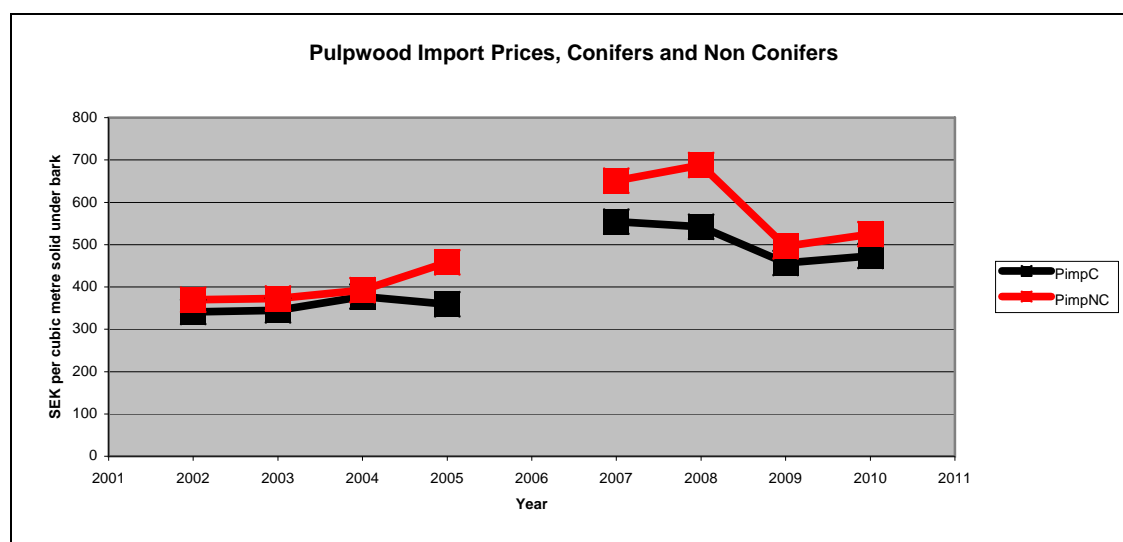
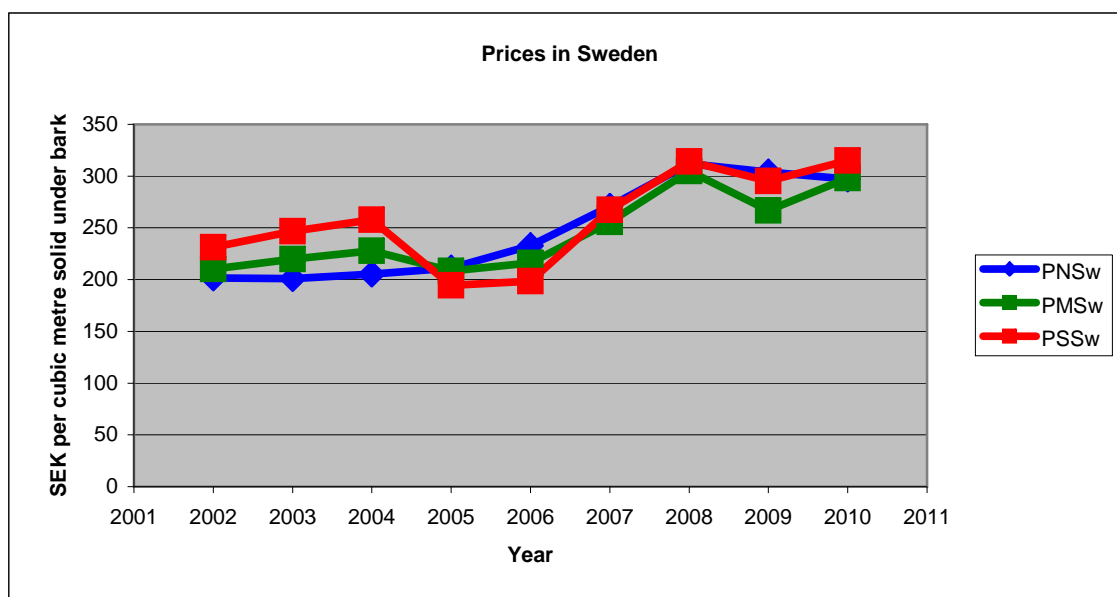
Pulpwood Price Statistics

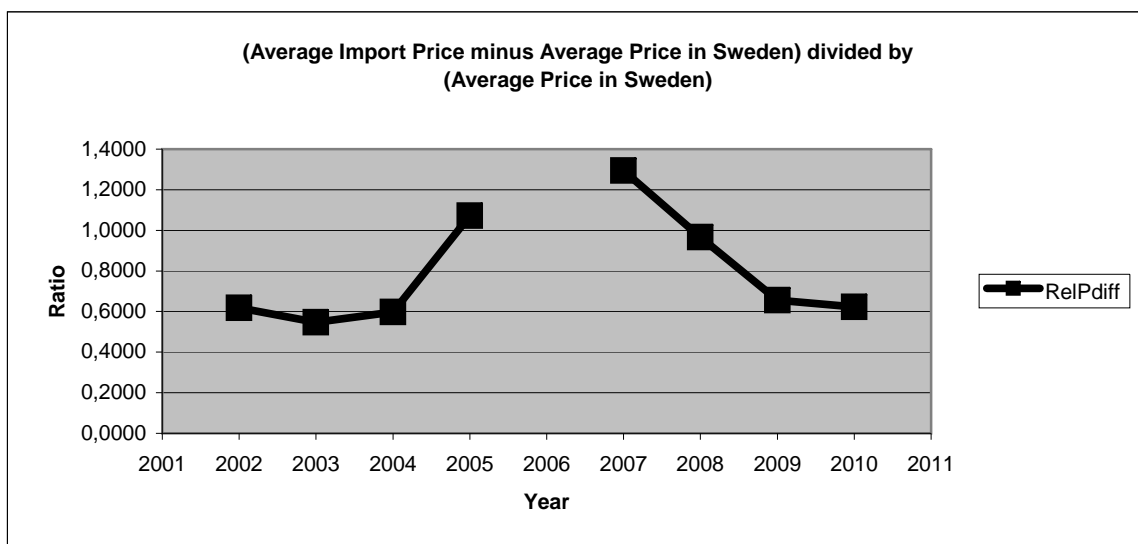
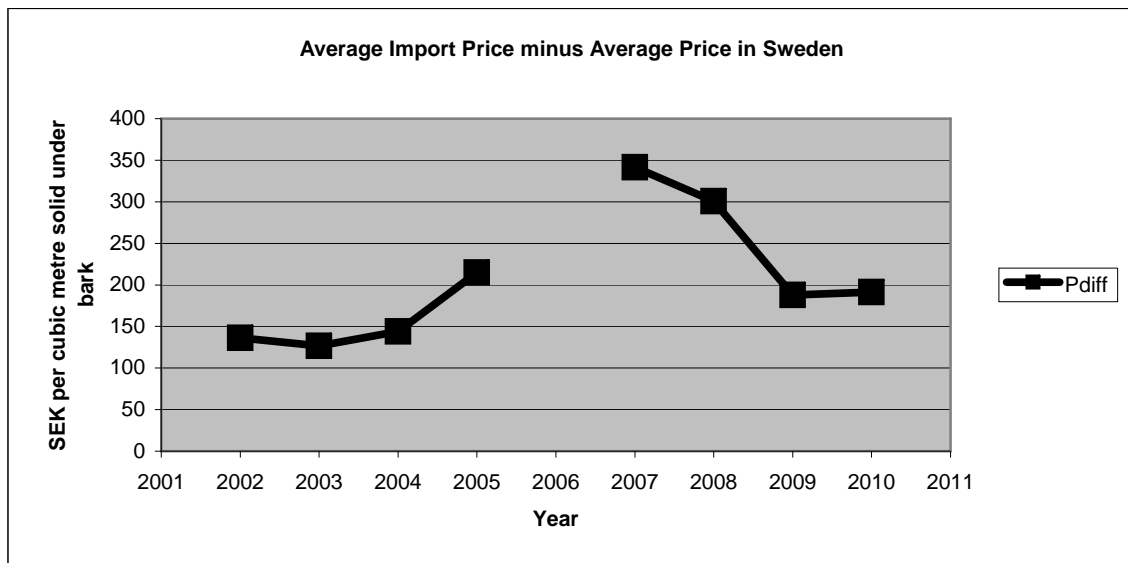
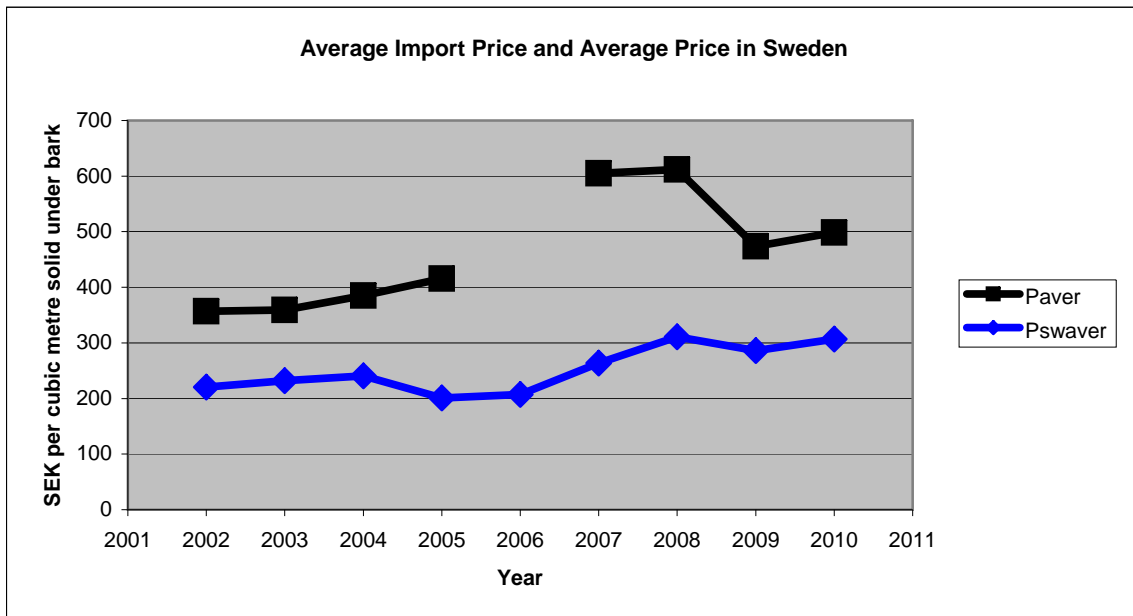
Peter Lohmander 120227

<http://www.Lohmander.com>

Definitions and sources are found on Page 3.

Year	Aar	VPWC	ValPWC	VPVNC	ValPWNC	PimpC	PimpNC	Paver
2002	2	3 190	1 088 740	3 853	1 425 283	341,27031	369,87424	356,91882
2003	3	3 299	1 136 944	3 444	1 283 551	344,59124	372,68111	358,93755
2004	4	3 667	1 383 610	3 600	1 413 608	377,31049	392,6774	384,92298
2005	5	2 998	1 076 923	3 970	1 819 710	359,1914	458,3575	415,68993
2006	6							
2007	7	2 785	1 543 030	3 076	2 002 774	554,07315	651,09646	604,99443
2008	8	2 895	1 570 565	2 616	1 800 720	542,42762	688,44705	611,73044
2009	9	2 148	981 702	1 647	817 385	457,0069	496,24109	474,03462
2010	10	2 565	1 214 454	2 433	1 276 886	473,39992	524,73049	498,38761





Year	PNSw	PMSw	PSSw	Pswaver	Pdiff	RelPdiff
2002	202	210	231	221	136	0,6183
2003	201	220	247	232	127	0,5465
2004	205	228	258	241	144	0,5983
2005	211	209	194	201	215	1,0714
2006	233	216	199	207		
2007	271	256	267	264	341	1,2946
2008	312	305	314	311	301	0,9670
2009	304	267	295	286	188	0,6555
2010	297	298	315	307	191	0,6234

Definitions

VPWC Import volume of conifer pulpwood (1000 m3 solid under bark)
ValPWC Value of conifer pulpwood import (kSEK)
VPVNC Import volume of non conifer pulpwood (1000 m3 solid under bark)
ValPWNC Value of non conifer pulpwood import (kSEK)

PimpC Import price for conifer pulpwood (SEK per m3 solid under bark)
PimpNC Import price for non conifer pulpwood (SEK per m3 solid under bark)
Paver Average import price for pulpwood (SEK per m3 solid under bark)

Pdiff $P_{aver} - P_{swaver}$
RelPdiff P_{diff} / P_{swaver}

Average prices of pulpwood of spruce, pine and birch, delivery logs (SEK per m3 solid under bark):

PNSw in northern Sweden
PMSw in the middle part of Sweden
PSSw in southern Sweden
Pswaver in Sweden

Source: Swedish Forest Agency, Forestry Statistics (Downloaded 120227 and earlier)
<http://www.skogsstyrelsen.se/en/AUTHORITY/Statistics/>